

WELL APPLICATIONS




A WELL PIPE DOESN'T HAVE TO RUIN YOUR VIEW.

With the large investments homeowners make in landscaping, precise attention to detail is always part of the job. But what about that wellhead that sticks up right in the middle of the flower garden?

With a lightweight, extremely durable and incredibly realistic rock enclosure, an exposed pipe will blend right in with your existing landscaping. They quickly turn an

obvious eyesore into a beautiful finished appearance.


Installation is simple— just place the Dekorra® rock enclosure over a wellhead or pressure tank and secure it with the provided ground stakes. Then add decorative stone, mulch and plants—the results are remarkable.



MODEL 101

Length	31 inches
Width	26 inches
Height	21 inches
Weight	8 pounds

Wells up to 18" tall




MODEL 103

Length	56 inches
Width	42 inches
Height	30 inches
Weight	28 pounds


Constant pressure systems




MODEL 102

Length	27 inches
Width	21 inches
Height	25 inches
Weight	8 pounds


Wells up to 24" tall

MODEL 104


Length	60 inches
Width	48 inches
Height	41 inches
Weight	39 pounds

Pressure tanks up to 38" tall



KEEP IT WARM

Use optional tank insulation rings and pouches. See page 15 for details.



Dekorrra® RealRock™ material color choices

FS - Fieldstone

RB - Riverbed



MODEL 109

Length	30 inches
Width	23 inches
Height	18 inches
Weight	4 pounds

Wells up to 12" tall

